



TENJI, INC. / 831-401-9551

A QUARTERLY NEWSLETTER FOR MARY AND HER FAMILY AND FRIENDS THAT FEATURES UPDATES ON THE WILSON AQUARIUM AND BEYOND.

## Introducing Mr. Bigmouth Shark

HELLO AND HAPPY SPRINGTIME FROM YOUR PAL AND EDITOR IN CHIEF, DOC! I'D LIKE TO START THIS ISSUE OFF WITH SOME EXCITING NEWS THAT HAS NOT EVEN HIT THE AIRWAVES YET. A VERY COOL AND VERY RARE SHARK WAS RECENTLY FOUND IN JAPAN. IT IS CALLED THE "MEGAMOUTH SHARK" AND ONLY **35** HAVE BEEN FOUND IN THE WORLD, EVER! THIS ONE WAS A FEMALE AND ABOUT 16 FEET LONG.




### THE ELUSIVE MEGAMOUTH SHARK

AS ITS NAME SUGGESTS, THIS SHARK HAS A HUGE MOUTH, BUT ITS FOOD OF CHOICE IS ANYTHING BUT BIG. THESE SHARKS ARE FILTER FEEDERS (JUST LIKE MANY WHALES.) THEIR DIET CONSISTS OF PLANKTON, LIKE KRILL.



### THE TINY (1 INCH) KRILL

YOU MIGHT WONDER HOW A 16 FOOT LONG SHARK CAN KEEP ITS BELLY FULL ON SUCH A TINY MEAL. IT'S BECAUSE THEY EAT **A LOT** OF KRILL! HOW DO THEY ROUND UP ENOUGH, YOU MAY ASK? WELL, MEGAMOUTH SHARKS COME EQUIPPED WITH A SET OF **GLOW IN THE DARK LIPS**. KRILL ARE ATTRACTED TO LIGHT JUST LIKE MOTHS ARE ATTRACTED TO A PORCH LIGHT AT NIGHT. HOW CONVENIENT IS THAT?!



### NO ONE WILL EVER ACCUSE ME, DOC, OF HAVING A BIG MOUTH!

NOW, AS USUAL, I'M GOING TO TURN THE REST OF THIS ISSUE OF TANK TIMES OVER TO MY TRUSTY STAFF WHO HAVE PUT TOGETHER SOME FUN AND INTERESTING STORIES AND TOPICS FOR YOU. ENJOY!



### **SPECIAL INTEREST ARTICLES:**

- \* TWO VERY DIFFERENT FORESTS
- \* BOBCATS SIGHTED!
- \* GREETING CARD CRAFT



## Featured Topic: The wonders of Kelp



SEE THAT TANGLE OF WEEDS ON THE WATER SURFACE OUT BY POINT JOE? THAT'S THE **CANOPY** (THE TOP) OF THE WONDROUS UNDERWATER KELP FOREST. WHILE IT MAY NOT SEEM TOO SPECTACULAR FROM OUR DRY-SIDE VIEW, IT SURE IS IMPORTANT TO THE RESIDENCE ON THE WET-SIDE! KELP IS FOOD AND/OR SHELTER TO EVERYTHING FROM SEA URCHINS TO SEA OTTERS.

### Have you had your kelp today?

YOU DON'T HAVE TO BE A SEA DWELLER TO NEED KELP. WE HUMANS USE IT IN TOOTHPASTE, SHAMPOO, ICE CREAM AND A WHOLE LOT MORE. KELP HAS A SUBSTANCE CALLED '**ALGIN**' IN IT THAT IS USED IN MANY EVERYDAY PRODUCTS. ALGIN MAKES THESE THINGS THICK, SMOOTH AND CREAMY. REMEMBER THAT WHEN YOU ARE BRUSHING YOUR TEETH, WASHING YOUR HAIR, OR ENJOYING YOUR NEXT ICE CREAM CONE!

GIANT KELP IS THE SECOND FASTEST GROWING PLANT ON EARTH (BAMBOO IS THE FASTEST.) KELP CAN GROW UP TO 1 FOOT A DAY AND TO OVER 100 FEET TALL!




> HINT, HINT....>

DOES THIS GROWING TIP OF THE KELP PLANT LOOK FAMILIAR?



IT SHOULD! IT'S THE INSPIRATION FOR THE AQUARIUM LOGO!



## A face only another foxface could love..



THE TANK TIMES FEATURED FISH OF THE ISSUE IS THE DEVOTED FOXFACE. NAMED FOR ITS POINTY SNOUT (SEE THE PICTURES TO THE RIGHT.)

YOU HAVE A PAIR IN THE AQUARIUM AND THEY ARE QUITE A COUPLE. ONCE THEY REACH ABOUT 4 INCHES IN LENGTH (LIKE YOURS) THEY ARE THOUGHT TO BE BONDED FOR LIFE!

WATCH THEM SCURRY AROUND NEAR THE BOTTOM OF THE AQUARIUM. THAT BUSY BEHAVIOR IS WHAT EARNS THEM THEIR OTHER NAME: **THE RABBITFISH!**



THE LOYAL FOXFACE



SEE THE FOXY RESEMBLANCE??

## News Flash!

### BOBCATS IN THE NEIGHBORHOOD!

EARLIER THIS SPRING, A PARENT AND A CUB BOBCAT WERE SPOTTED JUST ON THE OTHER SIDE OF THE HIGHWAY FROM PIGEON POINT.

ONE OF YOUR MISSION HIGHLANDS NEIGHBORS WAS LUCKY ENOUGH TO TAKE A PICTURE OF THEM. ISN'T IT GREAT WHEN PEOPLE AND WILDLIFE CAN LIVE SIDE-BY-SIDE?




THE ACTUAL PHOTO!

A YOUNG BOBCAT WILL STAY WITH ITS MOTHER UNTIL IT IS ABOUT 10 WEEKS OLD, THEN IT WILL TAKE OFF FOR LIFE ON ITS OWN.



### HANDS OFF!!

DESPITE THEIR CUTE NAMES AND CHARMING APPEARANCE, FOXFACE FISH ARE ARMED WITH POISONOUS SPINES IN THEIR FINS THAT CAN INFLICT VERY PAINFUL WOUNDS IF THEY POKE YOUR SKIN.



BOBCATS ARE TOTALLY HARMLESS TO US HUMANS, BUT BEWARE IF YOU ARE A RABBIT!




## Hometown story—“The Redwoods of Big Sur”

NOW THAT WE’VE TOUCHED ON THE WONDERS OF THE UNDERWATER KELP FOREST, THIS ISSUE’S HOMETOWN STORY TAKES US DOWN THE COAST A BIT TO A DIFFERENT KIND OF FOREST: THE MAJESTIC REDWOOD FORESTS OF THE RUGGED AND BEAUTIFUL BIG SUR AREA.



WHEN MONTEREY WAS THE CAPITAL OF A MEXICAN PROVINCE, THIS AREA WAS CALLED ‘EL SUR,’ SPANISH FOR ‘THE SOUTH.’ LATER IT CHANGED TO ‘BIG SUR’ NAMED AFTER THE BIG SUR RIVER.



REDWOODS ‘MAKE’ THEIR OWN RAIN BY LETTING FOG CONDENSE ON THEIR BRANCHES. THEN THE WATER DROPLETS FALL TO THE FOREST FLOOR AND WATER THE TREES!



LOOK UP A REDWOOD, AND THEN... LOOK DOWN TO SEE THE SORREL BELOW.



FLOWERING REDWOOD SORREL

NOT MUCH CAN GROW UNDER REDWOODS BECAUSE OF THE ACIDIC NATURE OF THEIR BARK AND FOLIAGE, BUT LEAVE IT TO MOTHER NATURE TO MAKE AN EXCEPTION. REDWOOD SORREL GETS ITS NAME BECAUSE IT GROWS UNDER THE TOWERING TREES.

WHEN ON A HIKE IN THE REDWOODS, TRY A SNACK OF SORREL. ITS SOUR LEAVES AND STEMS MAKE A TASTY TREAT. JUST MAKE SURE YOU WASH THEM OFF WITH WATER FIRST!



A BIG SUR REDWOOD FOREST. THEY GROW TO 200 FEET TALL!

WALKING THROUGH A GROVE OF REDWOODS IS KIND OF LIKE TAKING A SCUBA DIVE THROUGH A KELP FOREST, BUT WITHOUT THE COLD WATER! A HIKE IN THE FOREST IS ALWAYS RELAXING. REDWOOD TREES HAVE A SOFT SPONGY BARK THAT ABSORBS AND SOFTENS NOISES WHICH MAKE THE STROLL EVEN MORE TRANQUIL.



## Craft Corner— Surprise mouth pop-up card



NEXT TIME YOU WANT TO GIVE A FRIEND A CARD FOR A SPECIAL EVENT, OR JUST FOR FUN, MAKE YOUR OWN. THIS EASY CRAFT WILL GIVE YOUR FRIENDS A TOOTHY SURPRISE WHEN THEY OPEN IT!

### SUPPLIES YOU WILL NEED:

- 2 PIECES OF PAPER (COLORED CARD-STOCK WORKS GREAT)
- PASTE
- SCISSORS
- CRAYONS AND/OR MARKERS

**STEP #1:** FOLD A PIECE OF PAPER IN HALF. CUT A LINE ABOUT 2 INCHES LONG (5 CM) ABOUT THE MIDDLE OF THE CREASE.

**STEP #2:** FOLD BACK EACH OF THE FLAPS TO MAKE 2 TRIANGLES.

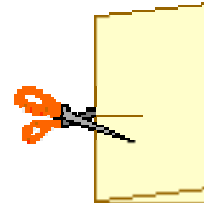
**STEP #3:** OPEN UP THE CARD AND THEN LAY IT DOWN LIKE A V-SHAPE.

**STEP #4:** PUSH ONE OF THE TRIANGLES UP AND PINCH THE EDGES TOGETHER ABOVE THE CARD. REPEAT WITH THE OTHER TRIANGLE.

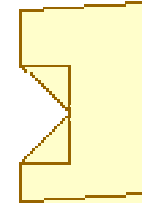
**STEP #5:** CLOSE THE CARD AND PUSH DOWN ON THE FOLDS TO MAKE THEM WELL-CREASED. WHEN OPENED, YOU HAVE A POP-UP MOUTH.

**STEP #6:** FOLD ANOTHER PIECE OF PAPER IN HALF (A DIFFERENT COLOR LOOKS GREAT). GLUE THIS NEW CARD TO THE OUTSIDE OF YOUR POP-UP CARD. DON'T GLUE NEAR THE MOUTH AREA OR IT WON'T OPEN! LET THE GLUE DRY.

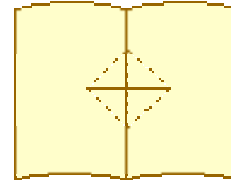
STEP 1



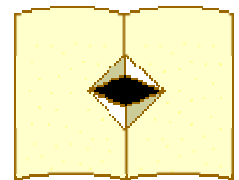
STEP 2




STEP 3




STEP 4



STEP 5



STEP 6




NOW, DRAW A FUNNY OR SCARY ANIMAL AROUND THE MOUTH AND FINISH DECORATING YOUR CARD.


SENDING GREETING CARDS TO FRIENDS AND FAMILY IS A TRADITION THAT GOES WAY BACK! MORE THAN 200 YEARS TO BE EXACT. IT GAINED REAL POPULARITY IN THE MID 1800'S. ONE THING IS FOR SURE: THE FIRST CARDS WERE FINE PIECES OF ART, LIKE THIS!




### HERE ARE SOME OTHER FUN IDEAS FOR POP-UP CARDS:



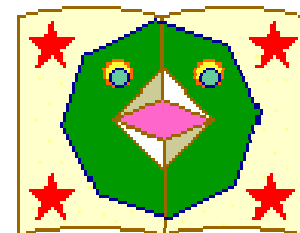
ZIG-ZAGGY TEETH



A BEAKY MOUTH



SHARKY MOUTH



FROGGY MOUTH



24 SCARLETT ROAD  
CARMEL VALLEY, CA  
93924  
USA


PHONE/FAX  
831-401-9551

E-MAIL:  
INFO@TENJI.COM



## Bobcat Maze!

TRY AND FIND YOUR WAY THROUGH THIS FELINES FACE!



### BOBCAT (*FELIS RUFUS*) TRIVIA:

- ❖ THEY ARE NAMED FOR THEIR BOBBED-OFF, STUBBY TAILS
- ❖ THEY LIVE TO ABOUT 13 YEARS
- ❖ THEY GET ABOUT AS BIG AS FIDO
- ❖ THEY LOVE TO EAT RABBITS

